



Dianna Spieker
Tom Green County Treasurer

FY 2020 Monthly Report
May 2020

THE STATE OF TEXAS ()
COUNTY OF TOM GREEN ()
AFFIDAVIT ()

Pursuant to LGC 114.026 I, Dianna M Spieker, Tom Green County Treasurer do hereby submit The Treasurers' Monthly Report. This report includes, but not limited to, money received and disbursed; debts due to (if known) and owed by the county; and all other proceedings in the treasurer's office that pertain to the Financial Standing of Tom Green County. The Treasurer's Books and the Auditor's General Ledger agree. The Bank Statements have been reconciled; any adjustments have been noted including any amount that has been identified as irreconcilable. Irreconcilable differences will be noted and carried in transit until such time as they have been identified and reconciled on the individual bank statements.


Pursuant to Pursuant to GC 2256.023 Internal Management Reports will be reported on a Quarterly Basis in FY20. In prior fiscal years I included said information in this monthly report.

As a matter of internal accounting procedure, any interest earned that is posted by financial institutions to our accounts on the last business day of the month is not included in the combined statement of receipts and disbursements until the following month. Credit Card and E-filing funds are deposited to Clearing Accounts and reconciled monthly. Any funds not previously booked will be credited the following month. These amounts are disclosed in this report .

The total amount of deposits in custody as of the date of this report is the amount of deposits per the combined statement of receipts and disbursements are listed on page 2.

Therefore, Dianna Spieker, County Treasurer of Tom Green County, Texas, who being fully sworn, upon oath says that the within and foregoing report is true and correct to the best of her knowledge.


Filed with accompanying vouchers this, the 23rd day of June, 2020.


Dianna Spieker, Treasurer, Tom Green County / Date


Commissioners' Court having reviewed the Treasurer's Report, on this date, as presented, having taken reasonable steps to ensure its accuracy and based upon presentations of the Treasurer's Office approve the report, subject to the county auditor's review and request that it be filed with the official minutes of this meeting. {LGC 114.026(c)}

In addition, the below signatures affirm that the Treasurers' Report complies with statutes as referenced. {LGC 114.026(d)}

The affidavit must state the amount of the cash and other assets that are in the custody of the county treasurer at the time of the examination. {LGC 114.026(d)} **\$ 50,428,652.53** Month Ending Balance


County Judge Stephen C. Floyd


Commissioner Ralph Hoelscher- Pct. #1


Commissioner Sammy Farmer- Pct. #2


Commissioner Rick Bacon - Pct. #3


Commissioner Bill Ford - Pct. #4

Treasurer's Monthly Report

Prepared by Dianna Spieker, Tom Green County Treasurer

Section 1 – Fund Balances

Summary of Funds

Page 1

Trial Balance for Cash Per Fund

Page 5

Trial Balance for Investments Per Fund

Page 20

Section 2 - Cash Flow

Interest

Page 22

Bank Service Charge

Page 24

Credit Card and Efile Accounts

Page 25

Section 3 - Debt

Bond Indebtedness

Page 26

Section 4 - Collateral

Wells Fargo Bank Collateral

Funds the Bank has pledged on behalf of Tom Green County, per the Bank Depository Bid.

Page 29

Summary of Funds

Detailed by Type Monies Held by Treasurer Spieker

May 2020 Ending Balance

<u>Bank</u>							<u>Texpool</u>
<u>Account</u>	<u>#</u>	<u>FUND</u>	<u>TOTAL</u>	<u>Wells Fargo</u>	<u>Texas Class</u>	<u>CD's</u>	<u>TexpoolPrime</u>
OPER	001	GENERAL	31,955,350.79	(299,049.85)	22,650,048.21	5,402,784.54	4,201,567.89
OPER	005	R&B #1&3	408,666.25	28,676.11	379,990.14		
OPER	006	R&B #2&4	346,107.13	29,930.63	316,176.50		
CAFÉ	009	CAFÉ' TRUST	34,767.69	34,767.69			
OPER	010	CO. LAW LIBR.	94,057.04	94,057.04			
ZP	011	ZP-CAFÉ	2,500.00	2,500.00			
OPER	012	JCTF	25,958.20	25,958.20			
OPER	013	DC TECH	43,670.45	43,670.45			
OPER	015	LIBR DONATE	334,295.45	334,295.45			
OPER	016	RECORDS MGT-DC	6,330.44	6,330.44			
OPER	018	CRTHSE SEC	48,772.76	48,772.76			
OPER	019	CC/RM	122,260.44	5,558.74	116,701.70		
OPER	021	CIP DONATE	13,341.97	13,341.97			
OPER	022	BATES	81,717.12	81,717.12			
OPER	023	DIST/COUNTY TECH	11,712.38	11,712.38			
OPER	024	SPEC COURT	1,475.60	1,475.60			
OPER	026	SPEC REV TRIALS	750,000.00	750,000.00			
GRANT	027	TCDP	5.00	5.00			
OPER	028	TRU/Pre Diversion	13,551.63	13,551.63			
OPER	030	CC PRESERV	172,726.72	14,407.33	158,319.39		
OPER	031	CC	8,571.93	8,571.93			
OPER	032	CC ARCHIVE	102,433.26	102,433.26			
OPER	035	Child Abuse	2,041.59	2,041.59			
OPER	036	Third Crt of Appeals	878.53	878.53			
OPER	037	Justice Security	73,101.32	73,101.32			
OPER	038	WASTEWATER	920.00	920.00			
OPER	041	CA-Pretrial	1,527.33	1,527.33			
OPER	043	DA-Pretrial	67,956.91	67,956.91			
OPER	045	CO ATTY	10,742.12	10,742.12			
OPER	047	JURY DONATE	1,150.00	1,150.00			
OPER	048	ELECT CNTRCT	124,788.51	124,788.51			

Detailed by Type Monies Held by Treasurer Spieker

May 2020 Ending Balance

<u>Bank</u>							<u>Texpool</u>
<u>Account</u>	<u>#</u>	<u>FUND</u>	<u>TOTAL</u>	<u>Wells Fargo</u>	<u>Texas Class</u>	<u>CD's</u>	<u>TexpoolPrime</u>
OPER	050	51ST D.A. ST	2,564.05	2,564.05			
OPER	051	LATERAL RDS	34,279.93	34,279.93			
FORT	052	51ST D.A.	779,075.56	779,075.56			
LPPF	054	LPPF	4,884,164.21	4,884,164.21			
OPER	055	119TH DA ST	5,218.14	5,218.14			
OPER	056	STATE FEES-CIVIL	69,559.34	69,559.34			
FORT	058	119TH DA SPEC	43,767.77	43,767.77			
CSCD	061	BIPP	7,778.49	7,778.49			
CSCD	062	AIC/CHAP PROGRAM	(87,118.62)	(87,118.62)			
CSCD	063	TAIP/CSC GRNT	80,897.30	80,897.30			
CSCD	064	D.T.P.	21,407.21	21,407.21			
CSCD	065	CSCD	1,138,756.72	1,138,756.72			
CSCD	066	CRTC	347,431.66	347,431.66			
CSCD	069	SUB. ABUSE	24,331.57	24,331.57			
OPER	071	ST & MPL FEES	26,766.38	26,766.38			
OPER	072	CCC	143,570.06	143,570.06			
OPER	073	GRAFFITI	635.35	635.35			
OPER	077	Unclaimed Property	21,334.44	21,334.44			
OPER	078	Bail Bond Board	546,700.00	1,700.00	185,000.00	360,000.00	
BOND	080	2018 IS	0.00	0.00			
BOND	081	2017 IS	0.00	0.00			
OPER	082	JUDICIAL-Dist/JP	26,286.58	26,286.58			
OPER	088	09 TAN Construction	0.00	0.00			
BOND	089	2015 IS	1,394,520.55	1,394,520.55			
PAYL	095	PAYROLL	7,080.34	7,080.34			
OPER	097	LEOSE/Sheriff	33,945.97	33,945.97			
OPER	098	CRSFF	6,185.22	6,185.22			
OPER	100	CA LEOSE	563.10	563.10			
OPER	101	17 Construction	0.00	0.00			
OPER	102	Const 1 LEOSE	4,510.16	4,510.16			
OPER	103	Const 2 LEOSE	7,677.11	7,677.11			

Detailed by Type Monies Held by Treasurer Spieker

May 2020 Ending Balance

<u>Bank</u>							<u>Texpool</u>
<u>Account</u>	<u>#</u>	<u>FUND</u>	<u>TOTAL</u>	<u>Wells Fargo</u>	<u>Texas Class</u>	<u>CD's</u>	<u>TexpoolPrime</u>
OPER	104	Const 3 LEOSE	3,783.98	3,783.98			
OPER	105	Const 4 LEOSE	2,036.56	2,036.56			
CSCD	109	TCOMI	19,401.94	19,401.94			
JUV	110	JDPF	38,522.87	38,522.87			
OPER	111	CJ EXCESS	14,776.91	14,776.91			
OPER	112	JUV Restitution	3,485.95	3,485.95			
OPER	114	Child Safety	23,142.50	23,142.50			
CSCD	116	CRTC-Female	499,975.71	499,975.71			
OPER	117	JUV Unclaimed Rest	5,066.65	5,066.65			
OPER	120	2018 Construction	4,110,348.87	5,961.80	4,104,387.07		
PAYL	125	PAYL-Benefit	0.00	0.00			
CSCD	150	CCP	10,680.14	10,680.14			
CSCD	155	CCP	11,448.67	11,448.67			
CSCD	156	CCP	17,333.55	17,333.55			
CSCD	157	Pretrail Diversion	18,815.00	18,815.00			
FORT	401	Sheriff	195,263.71	195,263.71			
JUV	503	Com Cor/Reg	105,064.92	105,064.92			
JUV	504	IV-E Prog Reg	150,698.51	150,698.51			
JUV	508	PSJPO/REG/123	14,615.03	14,615.03			
JUV	509	PY INT/Reg	11,637.76	11,637.76			
JUV	517	IV-E Prog Int Coke	9,534.79	9,534.79			
JUV	540	Grant "R" TGC	7,500.00	7,500.00			
JUV	541	Diversion TGC	(95,828.79)	(95,828.79)			
JUV	560	Basic Probation	20,799.78	20,799.78			
JUV	561	Community Programs	10,213.25	10,213.25			
JUV	562	Prepost SDJ	6,880.86	6,880.86			
JUV	563	Prepost SDJ	5,267.00	5,267.00			
JUV	564	Services Regional	(506.09)	(506.09)			
JUV	570	Grant A Basic	23,474.12	23,474.12			
JUV	571	Grant A CP	46,174.21	46,174.21			
JUV	572	Grant A PPA	33,303.34	33,303.34			

Detailed by Type Monies Held by Treasurer Spieker

May 2020 Ending Balance

<u>Bank</u>							<u>Texpool</u>
<u>Account</u>	<u>#</u>	<u>FUND</u>	<u>TOTAL</u>	<u>Wells Fargo</u>	<u>Texas Class</u>	<u>CD's</u>	<u>TexpoolPrime</u>
JUV	573	Grant A CD	8,431.30	8,431.30			
JUV	574	Grant A MH	13,728.23	13,728.23			
JUV	582	TYC	47,829.98	47,829.98			
JUV	583	IV-E Program	1,216,433.45	1,216,433.45			
JUV	595	GRANT M	3,893.03	3,893.03			
JUV	596	GRANT S	20,150.00	20,150.00			
JUV	597	IV-E Prog Int TGC	57,394.47	57,394.47			
JUV	599	PY INTEREST	6,609.13	6,609.13			
OPER	600	Mandated	68,293.21	68,293.21			
OPER	613	DA Grants	(11,557.42)	(11,557.42)			
OPER	625	CA Grants	(6,438.70)	(6,438.70)			
OPER	665	Adult PROB Grants	(1,830.05)	(1,830.05)			
OPER	654	Sheriff Grants	(12,127.90)	(12,127.90)			
OPER	699	Misc Block Grants	(738,335.05)	(738,335.05)			
		TOTAL	\$50,428,652.53	\$ 12,553,677.09	\$27,910,623.01	\$5,762,784.54	\$4,201,567.89

0.00 Verify Balance Versus GL
Net Zero **\$ 50,428,652.53**

OPER Operating Bank Account **11010** \$ 12,553,677.09

BOND Debt Bank Account **115**** \$ 37,874,975.44

CAFÉ' Cafeteria 125 IRS Trust

LPPF Local Provider Participation Fund

ZP CAFÉ' Zesch Pickett Cafeteria

FORT Fortfeiture

JUV Juvenile State Funds

CSCD Adult State Funds

PAYL Payroll

GRANT Grant Funds

WIRE Wire Clearing Account

4

Trial Balance

Cash	11010
Securities	11512
Certificates of Deposits	11513
Texas Class	11515
Texpool	11517
Texpool Prime	11518

06/03/2020 08:21
adam8298

TOM GREEN COUNTY
ACCOUNT SUMMARY TRIAL BALANCE FOR FY20/MAY TO MAY
FUND

P 1
glatrbal

ACCOUNT ACCOUNT NAME	BEG. BALANCE	ORG	DEBITS	CREDITS	NET CHANGE	END BALANCE
0001-00-000-000-0000-11010 - CASH	309,944.08	0001	6,150,112.81	6,759,106.74	-608,993.93	-299,049.85
TOTALS FOR FUND 0001 GENERAL FUND	309,944.08		6,150,112.81	6,759,106.74	-608,993.93	-299,049.85
0005 ROAD & BRIDGE PRECINCT 1 & 3 0005-00-000-000-0000-11010 - CASH	58,225.74	0005	75,531.21	105,080.84	-29,549.63	28,676.11
TOTALS FOR FUND 0005 ROAD & BRIDGE PRECINCT 1 & 3	58,225.74		75,531.21	105,080.84	-29,549.63	28,676.11
0006 ROAD & BRIDGE PRECINCT 2 & 4 0006-00-000-000-0000-11010 - CASH	34,025.74	0006	90,104.79	94,199.90	-4,095.11	29,930.63
TOTALS FOR FUND 0006 ROAD & BRIDGE PRECINCT 2 & 4	34,025.74		90,104.79	94,199.90	-4,095.11	29,930.63
0009 CAFETERIA PLAN TRUST 0009-00-000-000-0000-11010 - CASH	33,080.11	0009	4,522.35	2,834.77	1,687.58	34,767.69
TOTALS FOR FUND 0009 CAFETERIA PLAN TRUST	33,080.11		4,522.35	2,834.77	1,687.58	34,767.69
0010 COUNTY LAW LIBRARY 0010-00-000-000-0000-11010 - CASH	92,828.30	0010	5,987.06	4,758.32	1,228.74	94,057.04
TOTALS FOR FUND 0010 COUNTY LAW LIBRARY	92,828.30		5,987.06	4,758.32	1,228.74	94,057.04
0011 CAFETERIA/ZP 0011-00-000-000-0000-11010 - CASH	2,500.00	0011	2,834.77	2,834.77	.00	2,500.00
TOTALS FOR FUND 0011 CAFETERIA/ZP	2,500.00		2,834.77	2,834.77	.00	2,500.00
0012 JUSTICE COURT TECHNOLOGY 0012-00-000-000-0000-11010 - CASH	98,658.51	0012	2,299.69	75,000.00	-72,700.31	25,958.20
TOTALS FOR FUND 0012 JUSTICE COURT TECHNOLOGY	98,658.51		2,299.69	75,000.00	-72,700.31	25,958.20
0013 DISTRICT CLERK TECHNOLOGY FUND 0013-00-000-000-0000-11010 - CASH	42,611.43	0013	1,059.02	.00	1,059.02	43,670.45

06/03/2020 08:21
adam8298

TOM GREEN COUNTY
ACCOUNT SUMMARY TRIAL BALANCE FOR FY20/MAY TO MAY
FUND

P 2
glatrbal

ACCOUNT ACCOUNT NAME	BEG. BALANCE	ORG	DEBITS	CREDITS	NET CHANGE	END BALANCE
TOTALS FOR FUND 0013 DISTRICT CLERK TECHNOLOGY FUND	42,611.43		1,059.02	.00	1,059.02	43,670.45
0015 LIBRARY DONATIONS 0015-00-000-000-0000-11010 - CASH	336,619.74	0015	99.50	2,423.79	-2,324.29	334,295.45
TOTALS FOR FUND 0015 LIBRARY DONATIONS	336,619.74		99.50	2,423.79	-2,324.29	334,295.45
0016 COUNTY RECORDS MGMT FUND 0016-00-000-000-0000-11010 - CASH	5,779.26	0016	551.18	.00	551.18	6,330.44
TOTALS FOR FUND 0016 COUNTY RECORDS MGMT FUND	5,779.26		551.18	.00	551.18	6,330.44
0018 COURTHOUSE SECURITY 0018-00-000-000-0000-11010 - CASH	48,145.44	0018	3,175.89	2,548.57	627.32	48,772.76
TOTALS FOR FUND 0018 COURTHOUSE SECURITY	48,145.44		3,175.89	2,548.57	627.32	48,772.76
0019 COUNTY RECORDS MANAGEMENT 0019-00-000-000-0000-11010 - CASH	1,347.37	0019	18,382.22	14,170.85	4,211.37	5,558.74
TOTALS FOR FUND 0019 COUNTY RECORDS MANAGEMENT	1,347.37		18,382.22	14,170.85	4,211.37	5,558.74
0021 CRISIS INTERVENTION DONATIONS 0021-00-000-000-0000-11010 - CASH	13,328.65	0021	201.74	188.42	13.32	13,341.97
TOTALS FOR FUND 0021 CRISIS INTERVENTION DONATIONS	13,328.65		201.74	188.42	13.32	13,341.97
0022 LIBRARY BATES FUND 0022-00-000-000-0000-11010 - CASH	81,706.42	0022	10.70	.00	10.70	81,717.12
TOTALS FOR FUND 0022 LIBRARY BATES FUND	81,706.42		10.70	.00	10.70	81,717.12
0023 DISTRICT/COUNTY CRT TECH FUND 0023-00-000-000-0000-11010 - CASH	11,601.52	0023	110.86	.00	110.86	11,712.38

06/03/2020 08:21
adam8298

TOM GREEN COUNTY
ACCOUNT SUMMARY TRIAL BALANCE FOR FY20/MAY TO MAY
FUND

P 3
glatrbal

ACCOUNT ACCOUNT NAME	BEG. BALANCE	ORG	DEBITS	CREDITS	NET CHANGE	END BALANCE
TOTALS FOR FUND 0023 DISTRICT/COUNTY CRT TECH FUND	11,601.52		110.86	.00	110.86	11,712.38
0024 SPECIALTY COURT 0024-00-000-000-0000-11010 - CASH	1,205.87	0024	269.86	.13	269.73	1,475.60
TOTALS FOR FUND 0024 SPECIALTY COURT	1,205.87		269.86	.13	269.73	1,475.60
0026 SPECIAL VENUE TRIALS RESERVE 0026-00-000-000-0000-11010 - CASH	500,000.00	0026	250,065.49	65.49	250,000.00	750,000.00
TOTALS FOR FUND 0026 SPECIAL VENUE TRIALS RESERVE	500,000.00		250,065.49	65.49	250,000.00	750,000.00
0027 TX COMMUNITY DEV BLOCK GRANT 0027-00-000-000-0000-11010 - CASH	5.00	0027	.00	.00	.00	5.00
TOTALS FOR FUND 0027 TX COMMUNITY DEV BLOCK GRANT	5.00		.00	.00	.00	5.00
0028 TRUANCY PREVENTION & DIVERSION 0028-00-000-000-0000-11010 - CASH	11,353.51	0028	2,199.28	1.16	2,198.12	13,551.63
TOTALS FOR FUND 0028 TRUANCY PREVENTION & DIVERSION	11,353.51		2,199.28	1.16	2,198.12	13,551.63
0030 CNTY CLERK PRESERV & ARCHIVE 0030-00-000-000-0000-11010 - CASH	32,706.76	0030	16,212.24	34,511.67	-18,299.43	14,407.33
TOTALS FOR FUND 0030 CNTY CLERK PRESERV & ARCHIVE	32,706.76		16,212.24	34,511.67	-18,299.43	14,407.33
0031 GUARDIANSHIP FUND 0031-00-000-000-0000-11010 - CASH	7,256.90	0031	1,315.03	.00	1,315.03	8,571.93
TOTALS FOR FUND 0031 GUARDIANSHIP FUND	7,256.90		1,315.03	.00	1,315.03	8,571.93
0032 CNTY CLERK ARCHIVE 0032-00-000-000-0000-11010 - CASH	97,161.87	0032	15,669.65	10,398.26	5,271.39	102,433.26

06/03/2020 08:21
adam8298

TOM GREEN COUNTY
ACCOUNT SUMMARY TRIAL BALANCE FOR FY20/MAY TO MAY
FUND

P 4
glatrbal

ACCOUNT ACCOUNT NAME	BEG. BALANCE	ORG	DEBITS	CREDITS	NET CHANGE	END BALANCE
TOTALS FOR FUND 0032 CNTY CLERK ARCHIVE	97,161.87		15,669.65	10,398.26	5,271.39	102,433.26
0035 CHILD ABUSE PREVENTION 0035-00-000-000-0000-11010 - CASH	3,972.23	0035	69.36	2,000.00	-1,930.64	2,041.59
TOTALS FOR FUND 0035 CHILD ABUSE PREVENTION	3,972.23		69.36	2,000.00	-1,930.64	2,041.59
0036 THIRD COURT OF APPEALS 0036-00-000-000-0000-11010 - CASH	1,966.83	0036	853.74	1,942.04	-1,088.30	878.53
TOTALS FOR FUND 0036 THIRD COURT OF APPEALS	1,966.83		853.74	1,942.04	-1,088.30	878.53
0037 JUSTICE COURT SECURITY 0037-00-000-000-0000-11010 - CASH	70,996.26	0037	2,280.05	174.99	2,105.06	73,101.32
TOTALS FOR FUND 0037 JUSTICE COURT SECURITY	70,996.26		2,280.05	174.99	2,105.06	73,101.32
0038 WASTEWATER TREATMENT 0038-00-000-000-0000-11010 - CASH	650.00	0038	270.17	.17	270.00	920.00
TOTALS FOR FUND 0038 WASTEWATER TREATMENT	650.00		270.17	.17	270.00	920.00
0041 CA PRETRIAL DIVERSION FUND 0041-00-000-000-0000-11010 - CASH	1,788.91	0041	3,500.47	3,762.05	-261.58	1,527.33
TOTALS FOR FUND 0041 CA PRETRIAL DIVERSION FUND	1,788.91		3,500.47	3,762.05	-261.58	1,527.33
0043 DA PRETRIAL DIVERSION FUND 0043-00-000-000-0000-11010 - CASH	69,187.88	0043	1,009.20	2,240.17	-1,230.97	67,956.91
TOTALS FOR FUND 0043 DA PRETRIAL DIVERSION FUND	69,187.88		1,009.20	2,240.17	-1,230.97	67,956.91
0045 COUNTY ATTY FEE 0045-00-000-000-0000-11010 - CASH	10,998.82	0045	316.44	573.14	-256.70	10,742.12

06/03/2020 08:21
adam8298

TOM GREEN COUNTY
ACCOUNT SUMMARY TRIAL BALANCE FOR FY20/MAY TO MAY
FUND

P 5
glatrbal

ACCOUNT ACCOUNT NAME	BEG. BALANCE	ORG	DEBITS	CREDITS	NET CHANGE	END BALANCE
TOTALS FOR FUND 0045 COUNTY ATTY FEE	10,998.82		316.44	573.14	-256.70	10,742.12
0047 JUROR DONATIONS 0047-00-000-000-0000-11010 - CASH	1,150.00	0047	.15	.15	.00	1,150.00
TOTALS FOR FUND 0047 JUROR DONATIONS	1,150.00		.15	.15	.00	1,150.00
0048 ELECTION CONTRACT SERVICES 0048-00-000-000-0000-11010 - CASH	125,307.41	0048	16.48	535.38	-518.90	124,788.51
TOTALS FOR FUND 0048 ELECTION CONTRACT SERVICES	125,307.41		16.48	535.38	-518.90	124,788.51
0050 51ST DISTRICT ATTY FEE 0050-00-000-000-0000-11010 - CASH	2,563.74	0050	.31	.00	.31	2,564.05
TOTALS FOR FUND 0050 51ST DISTRICT ATTY FEE	2,563.74		.31	.00	.31	2,564.05
0051 LATERAL ROAD 0051-00-000-000-0000-11010 - CASH	34,275.44	0051	4.49	.00	4.49	34,279.93
TOTALS FOR FUND 0051 LATERAL ROAD	34,275.44		4.49	.00	4.49	34,279.93
0052 51ST DISTRICT ATTY FORFEITURE 0052-00-000-000-0000-11010 - CASH	774,180.86	0052	5,936.35	1,041.65	4,894.70	779,075.56
TOTALS FOR FUND 0052 51ST DISTRICT ATTY FORFEITURE	774,180.86		5,936.35	1,041.65	4,894.70	779,075.56
0054 LOCAL PROVIDER PARTICIPATION 0054-00-000-000-0000-11010 - CASH	4,343,234.37	0054	540,929.84	.00	540,929.84	4,884,164.21
TOTALS FOR FUND 0054 LOCAL PROVIDER PARTICIPATION	4,343,234.37		540,929.84	.00	540,929.84	4,884,164.21
0055 119TH DISTRICT ATTY FEE 0055-00-000-000-0000-11010 - CASH	5,186.49	0055	31.65	.00	31.65	5,218.14

06/03/2020 08:21
adam8298

TOM GREEN COUNTY
ACCOUNT SUMMARY TRIAL BALANCE FOR FY20/MAY TO MAY
FUND

P 6
glatrbal

ACCOUNT ACCOUNT NAME	BEG. BALANCE	ORG	DEBITS	CREDITS	NET CHANGE	END BALANCE
TOTALS FOR FUND 0055 119TH DISTRICT ATTY FEE	5,186.49		31.65	.00	31.65	5,218.14
0056 CIVIL STATE FEES 0056-00-000-000-0000-11010 - CASH	32,696.90	0056	36,876.60	14.16	36,862.44	69,559.34
TOTALS FOR FUND 0056 CIVIL STATE FEES	32,696.90		36,876.60	14.16	36,862.44	69,559.34
0058 119TH DISTRICT ATTY FORFEITURE 0058-00-000-000-0000-11010 - CASH	44,326.91	0058	482.49	1,041.63	-559.14	43,767.77
TOTALS FOR FUND 0058 119TH DISTRICT ATTY FORFEITURE	44,326.91		482.49	1,041.63	-559.14	43,767.77
0061 BATTERING INTER & PREV PRGM 0061-00-000-000-0000-11010 - CASH	7,705.49	0061	73.99	.99	73.00	7,778.49
TOTALS FOR FUND 0061 BATTERING INTER & PREV PRGM	7,705.49		73.99	.99	73.00	7,778.49
0062 AIC/ACC ADDITIONAL FUNDING 0062-00-000-000-0000-11010 - CASH	-43,873.00	0062	1,020.00	44,265.62	-43,245.62	-87,118.62
TOTALS FOR FUND 0062 AIC/ACC ADDITIONAL FUNDING	-43,873.00		1,020.00	44,265.62	-43,245.62	-87,118.62
0063 CONCHO VALLEY TAIP 0063-00-000-000-0000-11010 - CASH	91,093.28	0063	556.41	10,752.39	-10,195.98	80,897.30
TOTALS FOR FUND 0063 CONCHO VALLEY TAIP	91,093.28		556.41	10,752.39	-10,195.98	80,897.30
0064 CONCHO VALLEY DRUG COURT 0064-00-000-000-0000-11010 - CASH	23,754.12	0064	819.25	3,166.16	-2,346.91	21,407.21
TOTALS FOR FUND 0064 CONCHO VALLEY DRUG COURT	23,754.12		819.25	3,166.16	-2,346.91	21,407.21
0065 CSCD BASIC SUPERVISION 0065-00-000-000-0000-11010 - CASH	1,203,327.12	0065	98,627.50	163,197.90	-64,570.40	1,138,756.72

06/03/2020 08:21
adam8298

TOM GREEN COUNTY
ACCOUNT SUMMARY TRIAL BALANCE FOR FY20/MAY TO MAY
FUND

P 7
glatrbal

ACCOUNT ACCOUNT NAME	BEG. BALANCE	ORG	DEBITS	CREDITS	NET CHANGE	END BALANCE
TOTALS FOR FUND 0065 CSCD BASIC SUPERVISION	1,203,327.12		98,627.50	163,197.90	-64,570.40	1,138,756.72
0066 CRTM MALE CCF 0066-00-000-000-0000-11010 - CASH	517,330.22	0066	8,155.13	178,053.69	-169,898.56	347,431.66
TOTALS FOR FUND 0066 CRTM MALE CCF	517,330.22		8,155.13	178,053.69	-169,898.56	347,431.66
0069 SUBSTANCE ABUSE CASELOAD 0069-00-000-000-0000-11010 - CASH	42,460.33	0069	6.68	18,135.44	-18,128.76	24,331.57
TOTALS FOR FUND 0069 SUBSTANCE ABUSE CASELOAD	42,460.33		6.68	18,135.44	-18,128.76	24,331.57
0071 STATE & MUNICIPAL FEES 0071-00-000-000-0000-11010 - CASH	19,669.33	0071	9,645.08	2,548.03	7,097.05	26,766.38
TOTALS FOR FUND 0071 STATE & MUNICIPAL FEES	19,669.33		9,645.08	2,548.03	7,097.05	26,766.38
0072 CRIMINAL STATE FEES 0072-00-000-000-0000-11010 - CASH	76,644.08	0072	67,666.26	740.28	66,925.98	143,570.06
TOTALS FOR FUND 0072 CRIMINAL STATE FEES	76,644.08		67,666.26	740.28	66,925.98	143,570.06
0073 GRAFFITI ERADICATION 0073-00-000-000-0000-11010 - CASH	635.27	0073	.08	.00	.08	635.35
TOTALS FOR FUND 0073 GRAFFITI ERADICATION	635.27		.08	.00	.08	635.35
0077 UNCLAIMED PROPERTY FUND 0077-00-000-000-0000-11010 - CASH	21,352.93	0077	18.55	37.04	-18.49	21,334.44
TOTALS FOR FUND 0077 UNCLAIMED PROPERTY FUND	21,352.93		18.55	37.04	-18.49	21,334.44
0078 BAIL BOND COLLATERAL 0078-00-000-000-0000-11010 - CASH	186,700.00	0078	24.45	185,024.45	-185,000.00	1,700.00

//

06/03/2020 08:21
adam8298

TOM GREEN COUNTY
ACCOUNT SUMMARY TRIAL BALANCE FOR FY20/MAY TO MAY
FUND

P 8
glatrbal

ACCOUNT ACCOUNT NAME	BEG. BALANCE	ORG	DEBITS	CREDITS	NET CHANGE	END BALANCE
TOTALS FOR FUND 0078 BAIL BOND COLLATERAL	186,700.00		24.45	185,024.45	-185,000.00	1,700.00
0082 JUDICIAL EFFICIENCY 0082-00-000-000-0000-11010 - CASH	24,841.28	0082	1,445.30	.00	1,445.30	26,286.58
TOTALS FOR FUND 0082 JUDICIAL EFFICIENCY	24,841.28		1,445.30	.00	1,445.30	26,286.58
0089 COB INTEREST & SINKING 0089-00-000-000-0000-11010 - CASH	1,334,438.60	0089	60,081.95	.00	60,081.95	1,394,520.55
TOTALS FOR FUND 0089 COB INTEREST & SINKING	1,334,438.60		60,081.95	.00	60,081.95	1,394,520.55
0095 PAYROLL 0095-00-000-000-0000-11010 - CASH	7,036.64	0095	4,437,987.12	4,437,943.42	43.70	7,080.34
TOTALS FOR FUND 0095 PAYROLL	7,036.64		4,437,987.12	4,437,943.42	43.70	7,080.34
0097 SHERIFF LEOSE 0097-00-000-000-0000-11010 - CASH	33,691.51	0097	584.46	330.00	254.46	33,945.97
TOTALS FOR FUND 0097 SHERIFF LEOSE	33,691.51		584.46	330.00	254.46	33,945.97
0098 CHILD RESTRAINT STATE FEE 0098-00-000-000-0000-11010 - CASH	5,806.35	0098	379.57	.70	378.87	6,185.22
TOTALS FOR FUND 0098 CHILD RESTRAINT STATE FEE	5,806.35		379.57	.70	378.87	6,185.22
0100 COUNTY ATTORNEY LEOSE 0100-00-000-000-0000-11010 - CASH	563.03	0100	.07	.00	.07	563.10
TOTALS FOR FUND 0100 COUNTY ATTORNEY LEOSE	563.03		.07	.00	.07	563.10
0102 CONSTABLE #1 LEOSE 0102-00-000-000-0000-11010 - CASH	4,509.57	0102	.59	.00	.59	4,510.16

06/03/2020 08:21
adam8298

TOM GREEN COUNTY
ACCOUNT SUMMARY TRIAL BALANCE FOR FY20/MAY TO MAY
FUND

P 9
glatrbal

ACCOUNT ACCOUNT NAME	BEG. BALANCE	ORG	DEBITS	CREDITS	NET CHANGE	END BALANCE
TOTALS FOR FUND 0102 CONSTABLE #1 LEOSE	4,509.57		.59	.00	.59	4,510.16
0103 CONSTABLE #2 LEOSE 0103-00-000-000-0000-11010 - CASH	7,676.10	0103	1.01	.00	1.01	7,677.11
TOTALS FOR FUND 0103 CONSTABLE #2 LEOSE	7,676.10		1.01	.00	1.01	7,677.11
0104 CONSTABLE #3 LEOSE 0104-00-000-000-0000-11010 - CASH	3,783.48	0104	.50	.00	.50	3,783.98
TOTALS FOR FUND 0104 CONSTABLE #3 LEOSE	3,783.48		.50	.00	.50	3,783.98
0105 CONSTABLE #4 LEOSE 0105-00-000-000-0000-11010 - CASH	2,036.29	0105	.27	.00	.27	2,036.56
TOTALS FOR FUND 0105 CONSTABLE #4 LEOSE	2,036.29		.27	.00	.27	2,036.56
0109 MHI SPEC NEEDS OFFENDER 0109-00-000-000-0000-11010 - CASH	25,032.75	0109	3.56	5,634.37	-5,630.81	19,401.94
TOTALS FOR FUND 0109 MHI SPEC NEEDS OFFENDER	25,032.75		3.56	5,634.37	-5,630.81	19,401.94
0110 JUVENILE DEFERRED PROCESSING 0110-00-000-000-0000-11010 - CASH	38,297.80	0110	225.07	.00	225.07	38,522.87
TOTALS FOR FUND 0110 JUVENILE DEFERRED PROCESSING	38,297.80		225.07	.00	225.07	38,522.87
0111 EXCESS CONTRIBUTIONS 0111-00-000-000-0000-11010 - CASH	14,774.97	0111	1.94	.00	1.94	14,776.91
TOTALS FOR FUND 0111 EXCESS CONTRIBUTIONS	14,774.97		1.94	.00	1.94	14,776.91
0112 JUVENILE RESTITUTION 0112-00-000-000-0000-11010 - CASH	3,002.49	0112	500.36	16.90	483.46	3,485.95

06/03/2020 08:21
adam8298

TOM GREEN COUNTY
ACCOUNT SUMMARY TRIAL BALANCE FOR FY20/MAY TO MAY
FUND

P 10
glatrbal

ACCOUNT ACCOUNT NAME	BEG. BALANCE	ORG	DEBITS	CREDITS	NET CHANGE	END BALANCE
TOTALS FOR FUND 0112 JUVENILE RESTITUTION	3,002.49		500.36	16.90	483.46	3,485.95
0114 CHILD SAFETY FEE COUNTY SHARE 0114-00-000-000-0000-11010 - CASH	38,629.26	0114	1,748.35	17,235.11	-15,486.76	23,142.50
TOTALS FOR FUND 0114 CHILD SAFETY FEE COUNTY SHARE	38,629.26		1,748.35	17,235.11	-15,486.76	23,142.50
0116 CRTC FEMALE CCF 0116-00-000-000-0000-11010 - CASH	712,113.72	0116	10,039.58	222,177.59	-212,138.01	499,975.71
TOTALS FOR FUND 0116 CRTC FEMALE CCF	712,113.72		10,039.58	222,177.59	-212,138.01	499,975.71
0117 JUVENILE UNCLAIMED RESTITUTION 0117-00-000-000-0000-11010 - CASH	5,049.09	0117	17.56	.00	17.56	5,066.65
TOTALS FOR FUND 0117 JUVENILE UNCLAIMED RESTITUTION	5,049.09		17.56	.00	17.56	5,066.65
0120 2018 COB CAPITAL PROJECTS 0120-00-000-000-0000-11010 - CASH	27,751.47	0120	110,012.84	131,802.51	-21,789.67	5,961.80
TOTALS FOR FUND 0120 2018 COB CAPITAL PROJECTS	27,751.47		110,012.84	131,802.51	-21,789.67	5,961.80
0125 TGC BENEFITS TRUST 0125-00-000-000-0000-11010 - CASH	.00	0125	428,377.37	428,377.37	.00	.00
TOTALS FOR FUND 0125 TGC BENEFITS TRUST	.00		428,377.37	428,377.37	.00	.00
0150 COMMUNITY RE-ENRICHMENT WORK 0150-00-000-000-0000-11010 - CASH	17,867.64	0150	2.95	7,190.45	-7,187.50	10,680.14
TOTALS FOR FUND 0150 COMMUNITY RE-ENRICHMENT WORK	17,867.64		2.95	7,190.45	-7,187.50	10,680.14
0155 DOMESTIC VIOLENCE CASELOAD 0155-00-000-000-0000-11010 - CASH	11,468.20	0155	1.48	21.01	-19.53	11,448.67

06/03/2020 08:21
adam8298

TOM GREEN COUNTY
ACCOUNT SUMMARY TRIAL BALANCE FOR FY20/MAY TO MAY
FUND

P 11
glatrbal

ACCOUNT ACCOUNT NAME	BEG. BALANCE	ORG	DEBITS	CREDITS	NET CHANGE	END BALANCE
TOTALS FOR FUND 0155 DOMESTIC VIOLENCE CASELOAD	11,468.20		1.48	21.01	-19.53	11,448.67
0156 SEX OFFENDER COUNSELING 0156-00-000-000-0000-11010 - CASH	24,146.83	0156	2,236.88	9,050.16	-6,813.28	17,333.55
TOTALS FOR FUND 0156 SEX OFFENDER COUNSELING	24,146.83		2,236.88	9,050.16	-6,813.28	17,333.55
0157 PRETRIAL DIVERSION PROGRAM 0157-00-000-000-0000-11010 - CASH	24,996.63	0157	3.62	6,185.25	-6,181.63	18,815.00
TOTALS FOR FUND 0157 PRETRIAL DIVERSION PROGRAM	24,996.63		3.62	6,185.25	-6,181.63	18,815.00
0401 SHERIFF FORFEITURE 0401-00-000-000-0000-11010 - CASH	89,428.89	0401	112,248.13	6,413.31	105,834.82	195,263.71
TOTALS FOR FUND 0401 SHERIFF FORFEITURE	89,428.89		112,248.13	6,413.31	105,834.82	195,263.71
0500 STATE AID REGIONAL 0500-00-000-000-0000-11010 - CASH	.00	0500	129,804.91	129,804.91	.00	.00
TOTALS FOR FUND 0500 STATE AID REGIONAL	.00		129,804.91	129,804.91	.00	.00
0503 COMM CORRECTIONS LOCAL 0503-00-000-000-0000-11010 - CASH	105,469.54	0503	14.02	418.64	-404.62	105,064.92
TOTALS FOR FUND 0503 COMM CORRECTIONS LOCAL	105,469.54		14.02	418.64	-404.62	105,064.92
0504 TITLE IV E REGIONAL 0504-00-000-000-0000-11010 - CASH	148,552.62	0504	2,165.54	19.65	2,145.89	150,698.51
TOTALS FOR FUND 0504 TITLE IV E REGIONAL	148,552.62		2,165.54	19.65	2,145.89	150,698.51
0508 TYC REGIONAL 0508-00-000-000-0000-11010 - CASH	14,615.03	0508	1.94	1.94	.00	14,615.03

06/03/2020 08:21
adam8298

TOM GREEN COUNTY
ACCOUNT SUMMARY TRIAL BALANCE FOR FY20/MAY TO MAY
FUND

P 12
glatrbal

ACCOUNT ACCOUNT NAME	BEG. BALANCE	ORG	DEBITS	CREDITS	NET CHANGE	END BALANCE
TOTALS FOR FUND 0508 TYC REGIONAL	14,615.03		1.94	1.94	.00	14,615.03
0509 PRIOR YR INTEREST REGIONAL 0509-00-000-000-0000-11010 - CASH	11,614.93	0509	22.83	.00	22.83	11,637.76
TOTALS FOR FUND 0509 PRIOR YR INTEREST REGIONAL	11,614.93		22.83	.00	22.83	11,637.76
0517 TITLE IV E INT COKE 0517-00-000-000-0000-11010 - CASH	9,515.14	0517	19.65	.00	19.65	9,534.79
TOTALS FOR FUND 0517 TITLE IV E INT COKE	9,515.14		19.65	.00	19.65	9,534.79
0540 GRANT R; TGC; REG 0540-00-000-000-0000-11010 - CASH	7,500.00	0540	7,500.96	7,500.96	.00	7,500.00
TOTALS FOR FUND 0540 GRANT R; TGC; REG	7,500.00		7,500.96	7,500.96	.00	7,500.00
0541 TGC DIVERSION GRANT 0541-00-000-000-0000-11010 - CASH	-69,517.90	0541	.00	26,310.89	-26,310.89	-95,828.79
TOTALS FOR FUND 0541 TGC DIVERSION GRANT	-69,517.90		.00	26,310.89	-26,310.89	-95,828.79
0560 BASIC PROBATION SERVICES-REG 0560-00-000-000-0000-11010 - CASH	19,749.45	0560	8,970.26	7,919.93	1,050.33	20,799.78
TOTALS FOR FUND 0560 BASIC PROBATION SERVICES-REG	19,749.45		8,970.26	7,919.93	1,050.33	20,799.78
0561 COMMUNITY PROGRAMS-REGIONAL 0561-00-000-000-0000-11010 - CASH	9,868.99	0561	3,530.17	3,185.91	344.26	10,213.25
TOTALS FOR FUND 0561 COMMUNITY PROGRAMS-REGIONAL	9,868.99		3,530.17	3,185.91	344.26	10,213.25
0562 PRE & POST ADJUDICATION - REG 0562-00-000-000-0000-11010 - CASH	4,497.86	0562	2,383.36	.36	2,383.00	6,880.86

06/03/2020 08:21
adam8298

TOM GREEN COUNTY
ACCOUNT SUMMARY TRIAL BALANCE FOR FY20/MAY TO MAY
FUND

P 13
glatrbal

ACCOUNT ACCOUNT NAME	BEG. BALANCE	ORG	DEBITS	CREDITS	NET CHANGE	END BALANCE
TOTALS FOR FUND 0562 PRE & POST ADJUDICATION - REG	4,497.86		2,383.36	.36	2,383.00	6,880.86
0563 COMMITMENT DIVERSION - REG 0563-00-000-000-0000-11010 - CASH	4,740.00	0563	527.58	.58	527.00	5,267.00
TOTALS FOR FUND 0563 COMMITMENT DIVERSION - REG	4,740.00		527.58	.58	527.00	5,267.00
0564 MENTAL HEALTH SERVICES - REG 0564-00-000-000-0000-11010 - CASH	-252.33	0564	982.00	1,235.76	-253.76	-506.09
TOTALS FOR FUND 0564 MENTAL HEALTH SERVICES - REG	-252.33		982.00	1,235.76	-253.76	-506.09
0570 BASIC PROBATION SUPERVISION 0570-00-000-000-0000-11010 - CASH	20,800.52	0570	8,761.37	6,087.77	2,673.60	23,474.12
TOTALS FOR FUND 0570 BASIC PROBATION SUPERVISION	20,800.52		8,761.37	6,087.77	2,673.60	23,474.12
0571 COMMUNITY PROGRAMS 0571-00-000-000-0000-11010 - CASH	42,043.10	0571	17,652.64	13,521.53	4,131.11	46,174.21
TOTALS FOR FUND 0571 COMMUNITY PROGRAMS	42,043.10		17,652.64	13,521.53	4,131.11	46,174.21
0572 PRE & POST ADJUDICATION 0572-00-000-000-0000-11010 - CASH	39,246.11	0572	34,480.79	40,423.56	-5,942.77	33,303.34
TOTALS FOR FUND 0572 PRE & POST ADJUDICATION	39,246.11		34,480.79	40,423.56	-5,942.77	33,303.34
0573 COMMITMENT DIVERSION 0573-00-000-000-0000-11010 - CASH	6,793.30	0573	1,638.74	.74	1,638.00	8,431.30
TOTALS FOR FUND 0573 COMMITMENT DIVERSION	6,793.30		1,638.74	.74	1,638.00	8,431.30
0574 MENTAL HEALTH SERVICES 0574-00-000-000-0000-11010 - CASH	12,635.54	0574	4,782.64	3,689.95	1,092.69	13,728.23

06/03/2020 08:21
adam8298

TOM GREEN COUNTY
ACCOUNT SUMMARY TRIAL BALANCE FOR FY20/MAY TO MAY
FUND

P 14
glatrbal

ACCOUNT ACCOUNT NAME	BEG. BALANCE	ORG	DEBITS	CREDITS	NET CHANGE	END BALANCE
TOTALS FOR FUND 0574 MENTAL HEALTH SERVICES	12,635.54		4,782.64	3,689.95	1,092.69	13,728.23
0582 TYC TGC PAROLE SERVICES 0582-00-000-000-0000-11010 - CASH	47,829.98	0582	6.33	6.33	.00	47,829.98
TOTALS FOR FUND 0582 TYC TGC PAROLE SERVICES	47,829.98		6.33	6.33	.00	47,829.98
0583 TITLE IV E TGC 0583-00-000-000-0000-11010 - CASH	1,191,104.87	0583	25,522.84	194.26	25,328.58	1,216,433.45
TOTALS FOR FUND 0583 TITLE IV E TGC	1,191,104.87		25,522.84	194.26	25,328.58	1,216,433.45
0595 SPECIAL NEEDS DIVERSIONARY PRM 0595-00-000-000-0000-11010 - CASH	3,711.04	0595	2,662.39	2,480.40	181.99	3,893.03
TOTALS FOR FUND 0595 SPECIAL NEEDS DIVERSIONARY PRM	3,711.04		2,662.39	2,480.40	181.99	3,893.03
0596 PIDPP - GRANT "S" 0596-00-000-000-0000-11010 - CASH	14,712.00	0596	8,001.34	2,563.34	5,438.00	20,150.00
TOTALS FOR FUND 0596 PIDPP - GRANT "S"	14,712.00		8,001.34	2,563.34	5,438.00	20,150.00
0597 TITLE IV E INT TGC 0597-00-000-000-0000-11010 - CASH	57,237.08	0597	157.39	.00	157.39	57,394.47
TOTALS FOR FUND 0597 TITLE IV E INT TGC	57,237.08		157.39	.00	157.39	57,394.47
0599 PRIOR YR INTEREST TGC 0599-00-000-000-0000-11010 - CASH	6,587.02	0599	22.11	.00	22.11	6,609.13
TOTALS FOR FUND 0599 PRIOR YR INTEREST TGC	6,587.02		22.11	.00	22.11	6,609.13
0600 REIM FOR MANDATED FUNDING 0600-00-000-000-0000-11010 - CASH	2,475.98	0600	73,456.83	7,639.60	65,817.23	68,293.21

06/03/2020 08:21
adam8298

TOM GREEN COUNTY
ACCOUNT SUMMARY TRIAL BALANCE FOR FY20/MAY TO MAY
FUND

P 15
glatrbal

ACCOUNT ACCOUNT NAME	BEG. BALANCE	ORG	DEBITS	CREDITS	NET CHANGE	END BALANCE
TOTALS FOR FUND 0600 REIM FOR MANDATED FUNDING	2,475.98		73,456.83	7,639.60	65,817.23	68,293.21
0613 DISTRICT ATTY GRANTS 0613-00-000-000-0000-11010 - CASH	-15,970.51	0613	10,191.80	5,778.71	4,413.09	-11,557.42
TOTALS FOR FUND 0613 DISTRICT ATTY GRANTS	-15,970.51		10,191.80	5,778.71	4,413.09	-11,557.42
0625 COUNTY ATTY GRANTS 0625-00-000-000-0000-11010 - CASH	-6,438.70	0625	3,219.35	3,219.35	.00	-6,438.70
TOTALS FOR FUND 0625 COUNTY ATTY GRANTS	-6,438.70		3,219.35	3,219.35	.00	-6,438.70
0654 SHERIFF GRANTS 0654-00-000-000-0000-11010 - CASH	-8,518.60	0654	2,100.00	5,709.30	-3,609.30	-12,127.90
TOTALS FOR FUND 0654 SHERIFF GRANTS	-8,518.60		2,100.00	5,709.30	-3,609.30	-12,127.90
0665 ADULT PROBATION GRANTS 0665-00-000-000-0000-11010 - CASH	-1,830.05	0665	.00	.00	.00	-1,830.05
TOTALS FOR FUND 0665 ADULT PROBATION GRANTS	-1,830.05		.00	.00	.00	-1,830.05
0699 BLOCK GRANTS 0699-00-000-000-0000-11010 - CASH	-498,351.10	0699	.00	239,983.95	-239,983.95	-738,335.05
TOTALS FOR FUND 0699 BLOCK GRANTS	-498,351.10		.00	239,983.95	-239,983.95	-738,335.05
REPORT TOTALS	13,126,737.94		12,934,386.82	13,507,447.67	-573,060.85	12,553,677.09

** END OF REPORT - Generated by ADAM NUNEZ **

06/03/2020 08:22
adam8298

TOM GREEN COUNTY
ACCOUNT SUMMARY TRIAL BALANCE FOR FY20/MAY TO MAY
FUND

P 1
glatrbal

ACCOUNT NAME	BEG. BALANCE	ORG	DEBITS	CREDITS	NET CHANGE	END BALANCE
0001-00-000-000-0000-11513 - CERTIFICATE OF DEPOSITS	5,395,871.65	0001	8,037.03	1,124.14	6,912.89	5,402,784.54
0001-00-000-000-0000-11515 - TEXAS CLASS	24,002,824.56	0001	162,223.65	1,515,000.00	-1,352,776.35	22,650,048.21
0001-00-000-000-0000-11517 - TEXPOOL INVESTMENTS	2,085,446.10	0001	780.21	.00	780.21	2,086,226.31
0001-00-000-000-0000-11518 - TEXPOOL PRIME INVESTMENTS	2,113,706.94	0001	1,634.64	.00	1,634.64	2,115,341.58
TOTALS FOR FUND 0001 GENERAL FUND	33,597,849.25		172,675.53	1,516,124.14	-1,343,448.61	32,254,400.64
0005 ROAD & BRIDGE PRECINCT 1 & 3 0005-00-000-000-0000-11515 - TEXAS CLASS	389,639.38	0005	350.76	10,000.00	-9,649.24	379,990.14
TOTALS FOR FUND 0005 ROAD & BRIDGE PRECINCT 1 & 3	389,639.38		350.76	10,000.00	-9,649.24	379,990.14
0006 ROAD & BRIDGE PRECINCT 2 & 4 0006-00-000-000-0000-11515 - TEXAS CLASS	345,864.21	0006	312.29	30,000.00	-29,687.71	316,176.50
TOTALS FOR FUND 0006 ROAD & BRIDGE PRECINCT 2 & 4	345,864.21		312.29	30,000.00	-29,687.71	316,176.50
0019 COUNTY RECORDS MANAGEMENT 0019-00-000-000-0000-11515 - TEXAS CLASS	126,586.50	0019	5,115.20	15,000.00	-9,884.80	116,701.70
TOTALS FOR FUND 0019 COUNTY RECORDS MANAGEMENT	126,586.50		5,115.20	15,000.00	-9,884.80	116,701.70
0030 CNTY CLERK PRESERV & ARCHIVE 0030-00-000-000-0000-11515 - TEXAS CLASS	153,181.08	0030	5,138.31	.00	5,138.31	158,319.39
TOTALS FOR FUND 0030 CNTY CLERK PRESERV & ARCHIVE	153,181.08		5,138.31	.00	5,138.31	158,319.39
0078 BAIL BOND COLLATERAL 0078-00-000-000-0000-11513 - CERTIFICATE OF DEPOSITS	360,000.00	0078	.00	.00	.00	360,000.00
0078-00-000-000-0000-11515 -CLEAR TEXAS CLASS	.00	0078	150,000.00	.00	150,000.00	150,000.00
0078-00-000-000-0000-11515 -JENKI TEXAS CLASS	.00	0078	10,000.00	.00	10,000.00	10,000.00
0078-00-000-000-0000-11515 -QUICK TEXAS CLASS	.00	0078	25,000.00	.00	25,000.00	25,000.00

06/03/2020 08:22
adam8298

TOM GREEN COUNTY
ACCOUNT SUMMARY TRIAL BALANCE FOR FY20/MAY TO MAY
FUND

P 2
glatrbal

ACCOUNT ACCOUNT NAME	BEG. BALANCE	ORG	DEBITS	CREDITS	NET CHANGE	END BALANCE
TOTALS FOR FUND 0078 BAIL BOND COLLATERAL	360,000.00		185,000.00	.00	185,000.00	545,000.00
0120 2018 COB CAPITAL PROJECTS 0120-00-000-000-0000-11515 - TEXAS CLASS	4,204,053.94	0120	10,333.13	110,000.00	-99,666.87	4,104,387.07
TOTALS FOR FUND 0120 2018 COB CAPITAL PROJECTS	4,204,053.94		10,333.13	110,000.00	-99,666.87	4,104,387.07
REPORT TOTALS	39,177,174.36		378,925.22	1,681,124.14	-1,302,198.92	37,874,975.44

** END OF REPORT - Generated by ADAM NUNEZ **

Interest Earned

Bank Service Charge

Credit Card Balance

Electronic Filing Balance

Wells Fargo (Oper)**Texas Class (Annual Yield)**

Interest Earned	Interest Rate	Interest Variance	Fiscal	Interest Earned	Interest Rate	Interest Variance
\$ 999.34	0.3000%		Oct-19	\$ 27,290.58	2.0900%	
\$ 1,159.27	0.3000%	0.0000%	Nov-19	\$ 21,778.00	1.9400%	-0.1500%
\$ 1,372.64	0.3000%	0.0000%	Dec-19	\$ 19,240.56	1.8800%	-0.0600%
\$ 1,543.88	0.3000%	0.0000%	Jan-20	\$ 34,272.95	1.8800%	0.0000%
\$ 1,352.03	0.3000%	0.0000%	Feb-20	\$ 43,508.16	1.7700%	-0.1100%
\$ 780.23	0.2500%	-0.0500%	Mar-20	\$ 41,377.80	1.4700%	-0.3000%
\$ 436.31	0.1600%	-0.0900%	Apr-20	\$ 28,473.34	1.1000%	-0.3700%
\$ 415.07	0.1600%	0.0000%	May-20	\$ 18,403.68	0.7600%	-0.3400%
\$ -	0.0000%	0.0000%	Jun-20	\$ -	0.0000%	0.0000%
\$ -	0.0000%	0.0000%	Jul-20	\$ -	0.0000%	0.0000%
\$ -	0.0000%	0.0000%	Aug-20	\$ -	0.0000%	0.0000%
\$ -	0.0000%	0.0000%	Sep-20	\$ -	0.0000%	0.0000%
\$ 8,058.77	0.2588%		TTD	\$ 234,345.07	1.6113%	

* Wells Fargo Interest is only for the OPER Account - the Munis detail will include all bank accounts

Texpool (Avg Monthly Rate)**Texpool Prime (Avg Mthly Rate)**

Interest Earned	Interest Rate	Interest Variance		Interest Earned	Interest Rate	Interest Variance
\$ 4,332.02	1.9100%		Oct-19	\$ 4,987.80	2.0700%	
\$ 2,857.37	1.6774%	-0.2326%	Nov-19	\$ 3,219.48	1.8665%	-0.2035%
\$ 2,860.07	1.6200%	-0.0574%	Dec-19	\$ 3,270.51	1.8300%	-0.0365%
\$ 2,810.80	1.5900%	-0.0300%	Jan-20	\$ 3,219.25	1.8000%	-0.0300%
\$ 2,630.17	1.5900%	0.0000%	Feb-20	\$ 2,954.34	1.7600%	-0.0400%
\$ 1,775.63	1.0000%	-0.5900%	Mar-20	\$ 2,394.53	1.3400%	-0.4200%
\$ 780.21	0.4500%	-0.5500%	Apr-20	\$ 1,634.64	0.9400%	-0.4000%
\$ 475.67	0.2700%	-0.1800%	May-20	\$ 1,353.21	0.7500%	-0.1900%
\$ -	0.0000%	0.0000%	Jun-20	\$ -	0.0000%	-0.7500%
\$ -	0.0000%	0.0000%	Jul-20	\$ -	0.0000%	0.0000%
\$ -	0.0000%	0.0000%	Aug-20	\$ -	0.0000%	0.0000%
\$ -	0.0000%	0.0000%	Sep-20	\$ -	0.0000%	0.0000%
\$ 18,521.94	1.4053%		TTD	\$ 23,033.76	1.6581%	

Average All Investments

1.2334%

06/09/2020
08:05:13

TOM GREEN COUNTY
INTEREST

FROM 2020 01 TO 2020 13

	ORIGINAL APPROP	TRANFRS/ ADJSTMTS	REVISED BUDGET	ACTUALS	ENCUMBRANCES	AVAILABLE BUDGET	PCT USED
43701 DEPOSITORY INTEREST	21,890	0	21,890	22,311.91	.00	-421.91	101.9%
TOTAL REVENUES	21,890	0	21,890	22,311.91	.00	-421.91	
43702 TX CLASS ASSET SECURITY INT	0	0	0	.00	.00	.00	.0%
43703 CERTIFICATE OF DEPOSIT INTERES	100,000	0	100,000	87,852.54	.00	12,147.46	87.9%
TOTAL REVENUES	100,000	0	100,000	87,852.54	.00	12,147.46	
43705 TEXAS CLASS INTEREST	239,400	0	239,400	234,345.07	.00	5,054.93	97.9%
TOTAL REVENUES	239,400	0	239,400	234,345.07	.00	5,054.93	
43707 TEXPOOL INTEREST	40,000	0	40,000	18,521.94	.00	21,478.06	46.3%
TOTAL REVENUES	40,000	0	40,000	18,521.94	.00	21,478.06	
43708 TEXPOOL PRIME INTEREST	50,000	0	50,000	23,033.76	.00	26,966.24	46.1%
TOTAL REVENUES	50,000	0	50,000	23,033.76	.00	26,966.24	
43711 GAIN ON INVESTMENT	0	0	0	.00	.00	.00	.0%
43712 MINERAL INTEREST	0	0	0	506.65	.00	-506.65	.0%
TOTAL REVENUES	0	0	0	506.65	.00	-506.65	
GRAND TOTAL	451,290	0	451,290	386,571.87	.00	64,718.13	85.7%

06/09/2020
08:06:30

TOM GREEN COUNTY
BANK SERVICE CHARGE

FROM 2020 01 TO 2020 13

	ORIGINAL APPROP	TRANFRS/ ADJSTMTS	REVISED BUDGET	ACTUALS	ENCUMBRANCES	AVAILABLE BUDGET	PCT USED
70444 BANK SVC CHARGES	35,000	0	35,000	22,594.76	.00	12,405.24	64.6%
TOTAL EXPENSES	35,000	0	35,000	22,594.76	.00	12,405.24	
GRAND TOTAL	35,000	0	35,000	22,594.76	.00	12,405.24	64.6%

06/03/2020 08:24
adam8298

TOM GREEN COUNTY
ACCOUNT SUMMARY TRIAL BALANCE FOR FY20/MAY TO MAY
FUND

P 1
glatrbal

ACCOUNT ACCOUNT NAME	BEG. BALANCE	ORG	DEBITS	CREDITS	NET CHANGE	END BALANCE
0001-00-000-000-0000-11703 - COUNTY CLERK CREDIT CARD	2,102.69	0001	23,448.00	24,224.00	-776.00	1,326.69
0001-00-000-000-0000-11714 - DISTRICT CLERK CREDIT CARD	1,200.09	0001	16,810.50	16,664.00	146.50	1,346.59
0001-00-000-000-0000-11715 - JP1 CREDIT CARD CLEARING ACCT	1,579.60	0001	8,237.00	8,460.00	-223.00	1,356.60
0001-00-000-000-0000-11716 - JP2 CREDIT CARD CLEARING ACCT	8,502.77	0001	61,059.62	56,617.00	4,442.62	12,945.39
0001-00-000-000-0000-11717 - JP3 CREDIT CARD CLEARING ACCT	3,206.40	0001	14,462.20	15,062.00	-599.80	2,606.60
0001-00-000-000-0000-11718 - JP4 CREDIT CARD CLEARING ACCT	1,579.70	0001	9,317.40	8,785.00	532.40	2,112.10
0001-00-000-000-0000-11723 - COUNTY CLERK EFILE ACCOUNT	1,035.00	0001	17,115.00	16,221.00	894.00	1,929.00
0001-00-000-000-0000-11724 - DISTRICT CLERK EFILE ACCOUNT	3,201.00	0001	22,738.00	22,288.00	450.00	3,651.00
0001-00-000-000-0000-11725 - JP#1 EFILE ACCOUNT	5.00	0001	.00	.00	.00	5.00
0001-00-000-000-0000-11726 - JP#2 EFILE ACCOUNT	5.00	0001	.00	.00	.00	5.00
0001-00-000-000-0000-11727 - JP#3 EFILE ACCOUNT	5.00	0001	.00	.00	.00	5.00
0001-00-000-000-0000-11728 - JP#4 EFILE ACCOUNT	5.00	0001	460.00	414.00	46.00	51.00
0001-00-000-000-0000-11750 - ACH/WIRE BANK ACCOUNT IRS	-26.00	0001	93.00	62.00	31.00	5.00
0001-00-000-000-0000-11780 - LIBRARY CREDIT CARD CLEARING	118.43	0001	331.35	369.20	-37.85	80.58
0001-01-000-036-0000-11733 - RESEARCH TX CLEARING - CC	5.00	00010360	19.30	19.30	.00	5.00
0001-01-000-036-0000-11734 - RESEARCH TX CLEARING - DC	5.00	00010360	8.50	8.50	.00	5.00
TOTALS FOR FUND 0001 GENERAL FUND	22,529.68		174,099.87	169,194.00	4,905.87	27,435.55
REPORT TOTALS	22,529.68		174,099.87	169,194.00	4,905.87	27,435.55

** END OF REPORT - Generated by ADAM NUNEZ **

Bond Indebtedness

TOM GREEN COUNTY INDEBTEDNESS

May 2020 Ending Balance

FUND 087 TAX NOTES SERIES 2009

TAX NOTES, SERIES 2009

2.4970300% (Net Eff Int Rate - Texas Vernon's)

ORIGINAL DEBT ISSUED \$8,350,000.00

TOM GREEN COUNTY INDEBTEDNESS

15 Certificate of Obligation

FUND 089 CERTIFICATE OF OBLIGATION SERIES 2015

3.54075300% (Net Eff Int Rate - Texas Vernon's)

ORIGINAL DEBT ISSUED \$50,000,000.00

PREVIOUS BALANCE OUTSTANDING	PRINCIPAL PAYMENT DUE	CURRENT BALANCE OUTSTANDING	SCHEDULED DUE DATE	
50,000,000.00	\$0.00	50,000,000.00	01-Feb-16	
50,000,000.00	\$0.00	50,000,000.00	01-Feb-17	
50,000,000.00	\$1,365,000.00	48,635,000.00	01-Feb-18	<u>PAID</u>
48,635,000.00	\$1,525,000.00	47,110,000.00	01-Feb-19	<u>PAID</u>
47,110,000.00	\$1,605,000.00	45,505,000.00	01-Feb-20	<u>PAID</u>
45,505,000.00	\$1,690,000.00	43,815,000.00	01-Feb-21	
43,815,000.00	\$1,775,000.00	42,040,000.00	01-Feb-22	
42,040,000.00	\$1,865,000.00	40,175,000.00	01-Feb-23	
40,175,000.00	\$1,940,000.00	38,235,000.00	01-Feb-24	
38,235,000.00	\$2,020,000.00	36,215,000.00	01-Feb-25	
36,215,000.00	\$2,125,000.00	34,090,000.00	01-Feb-26	
34,090,000.00	\$2,235,000.00	31,855,000.00	01-Feb-27	
31,855,000.00	\$2,325,000.00	29,530,000.00	01-Feb-28	
29,530,000.00	\$2,420,000.00	27,110,000.00	01-Feb-29	
27,110,000.00	\$2,520,000.00	24,590,000.00	01-Feb-30	
24,590,000.00	\$2,630,000.00	21,960,000.00	01-Feb-31	
21,960,000.00	\$2,765,000.00	19,195,000.00	01-Feb-32	
19,195,000.00	\$2,880,000.00	16,315,000.00	01-Feb-33	
16,315,000.00	\$2,995,000.00	13,320,000.00	01-Feb-34	
13,320,000.00	\$3,130,000.00	10,190,000.00	01-Feb-35	
10,190,000.00	\$3,270,000.00	6,920,000.00	01-Feb-36	
6,920,000.00	\$3,395,000.00	3,525,000.00	01-Feb-37	
3,525,000.00	\$3,525,000.00	0.00	01-Feb-38	

* PRINCIPAL PAYMENTS DUE ANNUALLY ON THE 1st DAY OF FEBRUARY. ACTUALLY PAID EVERY JANUARY

** INTEREST PAYMENTS ARE DUE SEMI-ANNUALLY ON THE 1st DAY OF FEBRUARY AND AUGUST

TOM GREEN COUNTY INDEBTEDNESS

May 2020 Ending Balance

FUND 081 COMBINATION TAX & LIMITED SURPLUS REVENUE CERTIFICATES OF OBLIGATION ,SERIES 2017

Cusip Prefix 889642

PREVIOUS BALANCE OUTSTANDING	PRINCIPAL PAYMENT DUE	CURRENT BALANCE OUTSTANDING	SCHEDULED DUE DATE	
9,515,000.00	\$0.00	9,515,000.00	01-Feb-17	
9,515,000.00	\$170,000.00	9,345,000.00	01-Feb-18 GJ7	PAID
9,345,000.00	\$305,000.00	9,040,000.00	01-Feb-19 GK4	PAID
9,040,000.00	\$310,000.00	8,730,000.00	01-Feb-20 GL2	PAID
8,730,000.00	\$345,000.00	8,385,000.00	01-Feb-21 GM0	
8,385,000.00	\$355,000.00	8,030,000.00	01-Feb-22 GN8	
8,030,000.00	\$365,000.00	7,665,000.00	01-Feb-23 GP3	
7,665,000.00	\$380,000.00	7,285,000.00	01-Feb-24 GQ1	
7,285,000.00	\$395,000.00	6,890,000.00	01-Feb-25 GR9	
6,890,000.00	\$415,000.00	6,475,000.00	01-Feb-26 GS7	
6,475,000.00	\$430,000.00	6,045,000.00	01-Feb-27 GT5	
6,045,000.00	\$445,000.00	5,600,000.00	01-Feb-28 GU2	
5,600,000.00	\$500,000.00	5,100,000.00	01-Feb-29 GV0	
5,100,000.00	\$510,000.00	4,590,000.00	01-Feb-30 GV0	
4,590,000.00	\$525,000.00	4,065,000.00	01-Feb-31 GV0	
4,065,000.00	\$540,000.00	3,525,000.00	01-Feb-32 GV0	
3,525,000.00	\$555,000.00	2,970,000.00	01-Feb-33 GV0	
2,970,000.00	\$570,000.00	2,400,000.00	01-Feb-34 GV0	
2,400,000.00	\$585,000.00	1,815,000.00	01-Feb-35 GV0	
1,815,000.00	\$600,000.00	1,215,000.00	01-Feb-36 GV0	
1,215,000.00	\$615,000.00	600,000.00	01-Feb-37 GV0	
600,000.00	\$600,000.00	0.00	01-Feb-38 GW8	

TOM GREEN COUNTY INDEBTEDNESS

May 2020 Ending Balance

FUND 080 COMBINATION TAX & LIMITED SURPLUS REVENUE CERTIFICATES OF OBLIGATION, SERIES 2018

Cusip NO. Prefix: 889642

MATURITY SCHEDULE
\$7,960,000

\$4,670,000 Serial Certificates

PREVIOUS BALANCE OUTSTANDING	PRINCIPAL AMOUNT DUE	CURRENT BALANCE OUTSTANDING	SCHEDULED DUE DATE	
7,960,000.00	\$0.00	\$7,960,000.00	1-Feb-18	
7,960,000.00	\$160,000.00	\$7,800,000.00	1-Feb-19 GX6	PAID
7,800,000.00	\$250,000.00	\$7,550,000.00	1-Feb-20 GY4	PAID
7,550,000.00	\$265,000.00	\$7,285,000.00	1-Feb-21 GZ1	
7,285,000.00	\$275,000.00	\$7,010,000.00	1-Feb-22 HA5	
7,010,000.00	\$290,000.00	\$6,720,000.00	1-Feb-23 HB3	
6,720,000.00	\$305,000.00	\$6,415,000.00	1-Feb-24 HC1	
6,415,000.00	\$320,000.00	\$6,095,000.00	1-Feb-25 HD9	
6,095,000.00	\$340,000.00	\$5,755,000.00	1-Feb-26 HE7	
5,755,000.00	\$355,000.00	\$5,400,000.00	1-Feb-27 HF4	
5,400,000.00	\$375,000.00	\$5,025,000.00	1-Feb-28 HG2	
5,025,000.00	\$390,000.00	\$4,635,000.00	1-Feb-29 HH0	
4,635,000.00	\$400,000.00	\$4,235,000.00	1-Feb-30 HJ6	
4,235,000.00	\$415,000.00	\$3,820,000.00	1-Feb-31 HK3	
3,820,000.00	\$430,000.00	\$3,390,000.00	1-Feb-32 HK3	
3,390,000.00	\$445,000.00	\$2,945,000.00	1-Feb-33 HK3	
2,945,000.00	\$455,000.00	\$2,490,000.00	1-Feb-34 HK3	
2,490,000.00	\$470,000.00	\$2,020,000.00	1-Feb-35 HK3	
2,020,000.00	\$480,000.00	\$1,540,000.00	1-Feb-36 HK3	
1,540,000.00	\$500,000.00	\$1,040,000.00	1-Feb-37 HK3	
1,040,000.00	\$510,000.00	\$530,000.00	1-Feb-38 HK3	
530,000.00	\$530,000.00	\$0.00	1-Feb-39 HM9	

Bank Collateral

LGC Sec. 116.084. INADEQUATE SECURITY. If for any reason the county funds on deposit with the county depository exceed the amount of security pledged, the depository shall immediately pledge additional security with the commissioners court.

Acts 1987, 70th Leg., ch. 149, Sec. 1, eff. Sept. 1, 1987.



Public Funds Collateral Management Team
 333 Market St 4th Floor
 San Francisco, CA 94105-2100
 Phone: 1-877-479-6603
 publicfundscollateral@wellsfargo.com

PUBLIC FUNDS

STATEMENT PERIOD
 05/01/2020 - 05/31/2020

XNPBFMDTCC 1 000126



TOM GREEN COUNTY
 DIANNA SPIEKER
 112 W BEAUREGARD AVE
 COUNTY TREASURER
 SAN ANGELO, TX 76903-5835

DAILY COLLATERAL REPORT

Date	Deposit Total	FDIC Insurance	Total Deposits Requiring Collateral	Collateral Value	Required Collateral Level	Collateral Value vs. Required Collateral
05/01/2020	17,892,039.35	1,500,000.00	16,392,039.35	20,409,722.65	18,031,243.29	2,378,479.37
05/02/2020	17,892,039.35	1,500,000.00	16,392,039.35	20,409,722.65	18,031,243.29	2,378,479.37
05/03/2020	17,892,039.35	1,500,000.00	16,392,039.35	20,409,722.65	18,031,243.29	2,378,479.37
05/04/2020	17,890,968.12	1,500,000.00	16,390,968.12	20,415,270.71	18,030,064.93	2,385,205.78
05/05/2020	18,036,041.54	1,500,000.00	16,536,041.54	20,413,459.49	18,189,645.69	2,223,813.80
05/06/2020	18,088,613.70	1,500,000.00	16,588,613.70	20,409,412.12	18,247,475.07	2,161,937.05
05/07/2020	18,468,793.58	1,500,000.00	16,968,793.58	19,864,975.47	18,665,672.94	1,199,302.53
05/08/2020	18,340,813.65	1,500,000.00	16,840,813.65	19,836,565.16	18,524,895.02	1,311,670.15
05/09/2020	18,340,813.65	1,500,000.00	16,840,813.65	19,836,565.16	18,524,895.02	1,311,670.15
05/10/2020	18,340,813.65	1,500,000.00	16,840,813.65	19,836,565.16	18,524,895.02	1,311,670.15
05/11/2020	17,974,348.89	1,500,000.00	16,474,348.89	19,768,607.10	18,121,783.78	1,646,823.32
05/12/2020	17,889,650.16	1,500,000.00	16,389,650.16	19,750,432.23	18,028,615.18	1,721,817.05
05/13/2020	17,834,321.40	1,500,000.00	16,334,321.40	19,763,280.95	17,967,753.54	1,795,527.41
05/14/2020	17,690,761.84	1,500,000.00	16,190,761.84	19,780,385.38	17,809,838.02	1,970,547.36
05/15/2020	17,461,205.95	1,500,000.00	15,961,205.95	19,845,977.62	17,557,326.55	2,288,651.08
05/16/2020	17,461,205.95	1,500,000.00	15,961,205.95	19,845,977.62	17,557,326.55	2,288,651.08
05/17/2020	17,461,205.95	1,500,000.00	15,961,205.95	19,845,977.62	17,557,326.55	2,288,651.08
05/18/2020	17,397,649.49	1,500,000.00	15,897,649.49	19,799,155.64	17,487,414.44	2,311,741.20
05/19/2020	19,052,774.53	1,500,000.00	17,552,774.53	19,837,538.58	19,308,051.98	529,486.60
05/20/2020	19,124,793.12	1,500,000.00	17,624,793.12	20,223,304.22	19,387,272.43	836,031.79
05/21/2020	19,588,641.58	1,500,000.00	18,088,641.58	20,262,086.89	19,897,505.74	364,581.15
05/22/2020	18,483,088.49	1,500,000.00	16,983,088.49	20,798,582.29	18,681,397.34	2,117,184.95
05/23/2020	18,483,088.49	1,500,000.00	16,983,088.49	20,798,582.29	18,681,397.34	2,117,184.95
05/24/2020	18,483,088.49	1,500,000.00	16,983,088.49	20,798,582.29	18,681,397.34	2,117,184.95
05/25/2020	18,483,088.49	1,500,000.00	16,983,088.49	20,798,582.29	18,681,397.34	2,117,184.95
05/26/2020	16,677,887.81	1,500,000.00	15,177,887.81	20,803,114.16	16,695,676.59	4,107,437.57
05/27/2020	16,705,936.55	1,500,000.00	15,205,936.55	20,828,077.32	16,726,530.21	4,101,547.12
05/28/2020	16,325,640.46	1,500,000.00	14,825,640.46	20,802,544.71	16,308,204.51	4,494,340.20
05/29/2020	16,221,070.26	1,500,000.00	14,721,070.26	20,809,848.45	16,193,177.29	4,616,671.16
05/30/2020	16,221,070.26	1,500,000.00	14,721,070.26	20,809,848.45	16,193,177.29	4,616,671.16
05/31/2020	16,221,070.26	1,500,000.00	14,721,070.26	20,858,463.96	16,193,177.29	4,665,286.67

XNPBFMDTCC 000126 NNNNNNNNNNNN NNN NNN 001 002 000471 21652153.1

29

